

## Wonder Guest Guide: Everything you need to know

To help make our networking sessions as interactive as possible, we are using the [Wonder](#) platform.

We invite you to join our '**Deep History of Obesity**' room and the following information should help you to get the best from your experience.

### The Basics:

3 simple steps:

- Click the *room link/URL* - <https://www.wonder.me/r?id=38e17cb4-240c-4be0-8c0a-e21b9533a792>
- Enter the Password - **Metabolism**
- Verify your camera/microphone access
- Enter your full name & take a picture
- Enter your Institution and country

Now you can wander around the Wonder room.

Once you are in a Wonder room, you'll see a series of Room Areas as below:





- [omics](#)
- [diabetes](#)
- [obesity](#)
- [CVD](#)
- [evolution](#)
- [paleopathology](#)
- [archaeology](#)
- [public health](#)
- [reproduction and developmental programming](#)

These are purely to help navigate and find 'like-minded' people to chat to on these subjects




- Click and hold anywhere in the room and your avatar will move to your cursor.
- Bring your avatar to another avatar, and a [conversation circle will form](#) allowing you to have real video chats with people
- Circles can have up to 15 participants.
- You can also use the chat function to message someone via text.




## Icon Guide – on the right hand side


	Participants – click here to see who is in the room, either close-by or everyone
	Chat – with people in your current conversation circle, privately, or with everyone
	Broadcast – only your hosts will use this in order to talk to everyone at once
	Settings – you can change your photo, name and check your audio and video settings

## Icon Guide – at the bottom

		
Microphone	Camera	

## Icon Guide – top left

 Toggle so you see just your conversation circle, or the circle and the main room below

 Zoom in and out of the room

## The Extras:

Make sure you are using a [supported device, browser, and firewall configuration](#).

And **MOST IMPORTANTLY – THAT YOU HAVE CLOSED ANY APPLICATION USING YOUR CAMERA OR MICROPHONE – IE ZOOM!!**

There you have it; all you need to know as a guest!